

Teaching in English: Practical ways to make it work

Sarah Presant Collins
sarah.collins@upf.edu

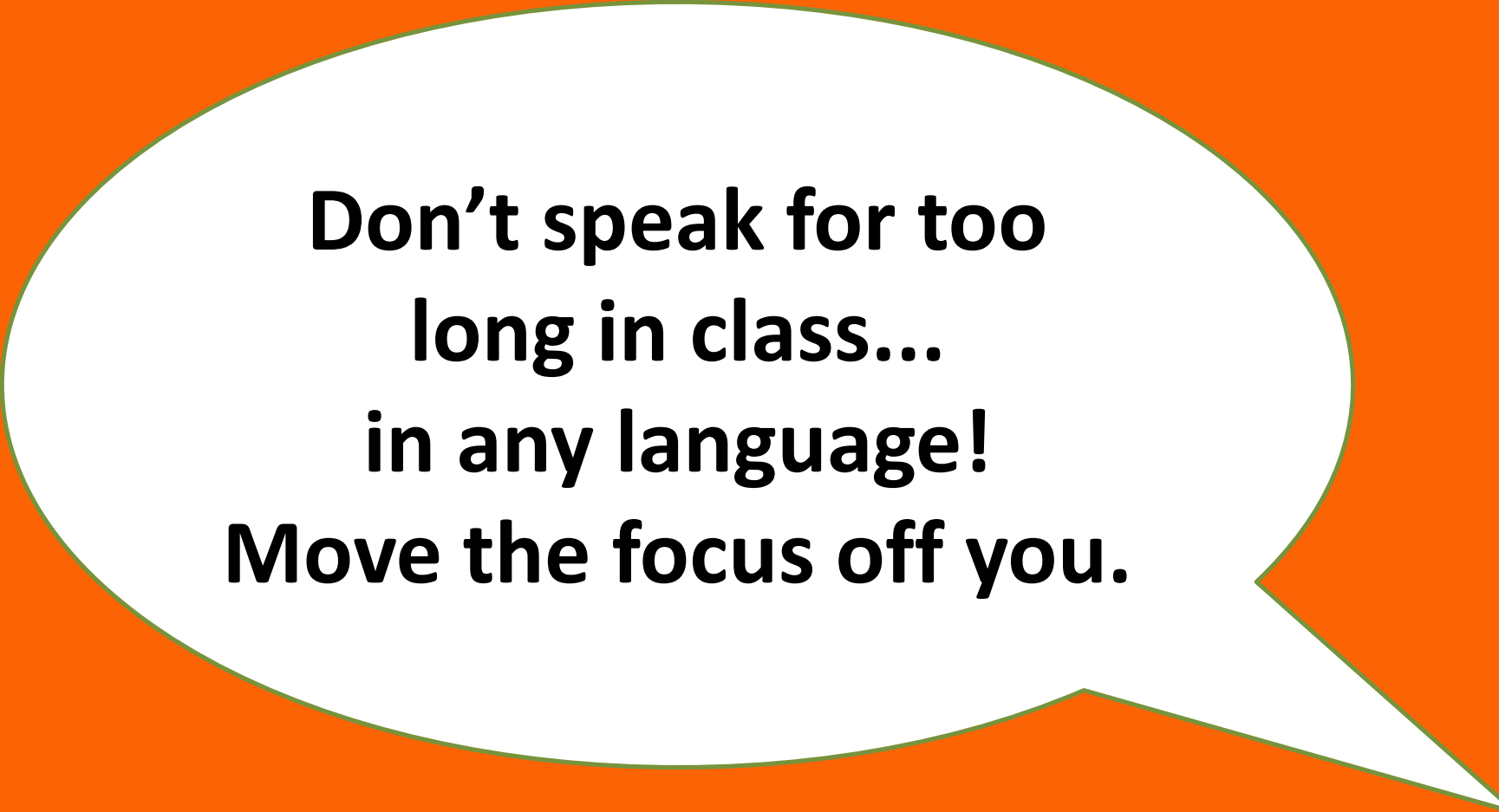


Universitat d'Alacant
Universidad de Alicante

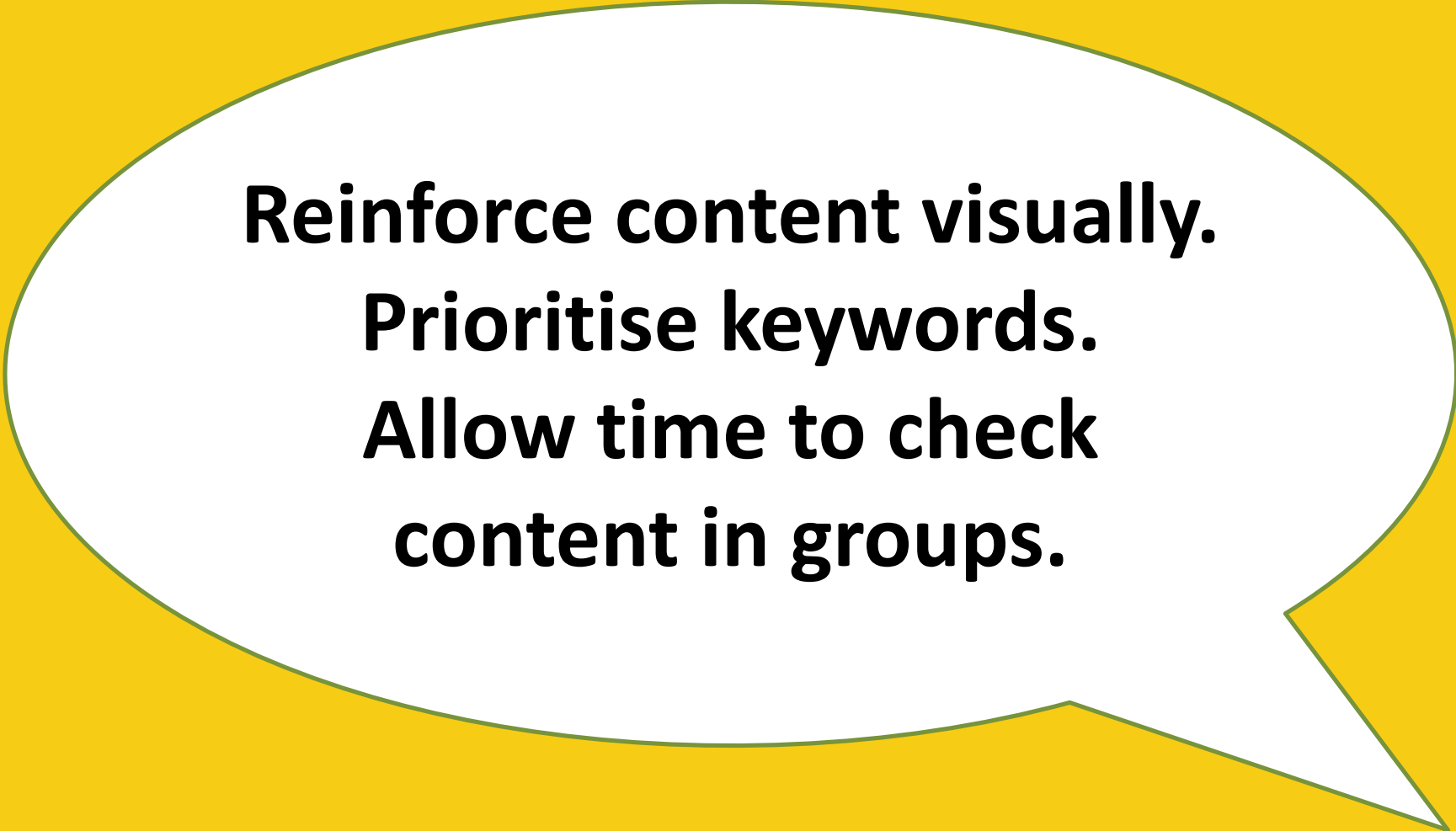




**These workshops are
a bit like therapy!**



**Don't speak for too
long in class...
in any language!
Move the focus off you.**



**Reinforce content visually.
Prioritise keywords.
Allow time to check
content in groups.**

**Improve class dynamics
by learning students'
names and organizing the
space well.**


**Quizzes, group work,
incentives and eliciting can
encourage students to
ask/answer questions.**

**Use highlighting, glossaries,
explanations etc... to make
texts accessible but not
dumbed down.**

**Consider doing more flipped
class activities**



**Encourage students to
take responsibility for
their own learning.**



**Get support, ideas and
feedback from
colleagues / your
institution.**

Let's **recap...**

- Pros and cons of EMI
- Creating a positive ethos
- Shifting focus off the teacher
- Using group work to access and assimilate content
- Focusing on keywords: Elicit/Explain + Example
- Scaffolding: e.g. visual input, reading support
- Encouraging learner autonomy
- Getting support for yourself
- We live and learn!

Encouraging students to answer questions

Step 1: Encourage

Thank you. OK, Interesting point,

Step 2: Correct /go into more depth

- Not quite right.
- In fact it's the opposite!
- Do you think there are any other possibilities?
- Some other important aspects that we could consider are...
- Has anyone got an alternative?
- But perhaps it would be better to...
- You're partly right, but what about the possibility that...
- In fact, surprisingly, that's not how it works
- To make that clearer we could...
- How could we put that in a more concise way?
- But what would work in every case? Any more suggestions?

Basic expressions for classroom management

- Come in and sit down, please.
- Who wasn't here last time?
- Can everyone see alright?
- Please get out the materials from last week.
- How did you get on?
- OK, let's move on.
- We need to keep the noise down a bit.
- Who can answer this?
- OK everyone, just a couple more minutes to finish off this activity.
- Can you get into groups of three, please.
- Work with a partner/the person sitting next to you, don't do this on your own.
- What did you get for number 5?
- Let's take a short break. Please be back here ready to start at...
- Let's hear from the group at the back/front.
- You'll find the instructions on the handout.
- Please review the material we covered today in class
- Don't forget to finish this off for next time.
- I'll put the homework on the virtual classroom/Moodle
- The deadline for this assignment is...
- Thanks very much. See you on Tuesday.

Flipping the class

<https://facultyinnovate.utexas.edu/teaching/strategies/flipping>

Day 1: Icebreaker

1. Which topics covered in this course interest you most? Why?
2. Which aspects do you think will be most difficult for you?
3. If you have difficulties, how could you address them?

Quick end-of-class reflection

1. What was the most important thing you learned during the class?
2. What was the most difficult point for you?
3. What questions do you still have?
4. What did you find most useful for understanding the class material?
5. Try to summarize the main ideas of the class in a sentence.

Mid-term questionnaire

I'm _____ satisfied with my progress in this course.

very / quite / not very / not at all

I've attended _____ of classes.

100% / more than 80% / less than 80%

My participation in group work has been _____.

as active as possible / quite active / not very active / minimal

I've completed _____ of the homework assignments.

all / most / some / none

I think I could improve my performance by...

I'd like to make these suggestions to the teacher...

Thanks for participating
Keep in touch!

sarah.collins@upf.edu

